

# Teams Trips

2023  
EDITION

## Team Leader Manual



# I'm Interested in a OneHope Teams Trip

## Who Is OneHope?

OneHope is an international ministry that is changing lives by sharing Scripture with children and youth around the world.


Founded in 1987 by missionary Bob Hoskins and now led by his son, Rob, OneHope has a strategic plan to walk alongside the global Church to reach every young person in every nation with a relevant Gospel message by the year 2033, while laying the groundwork to reach future generations.

## What Does OneHope Do?

OneHope develops Scripture engagement programs that are as diverse as the children and youth they are intended to reach. Though the format and delivery methods are different, the scripturally based message of God's love is still the same.

Keeping cultural relevance and each society's unique issues in mind, OneHope's Scripture programs in Japan look much different than its programs in Madagascar—and in each of the countries it serves worldwide.

OneHope is an outcome-based ministry. This means we start by identifying the desired result and then build a program specifically designed to achieve that purpose.



# What We Do

We have developed the *Book of Hope* in hundreds of languages and a variety of specially targeted editions for various age groups, cultures, and circumstances. What started as a single book in 1987 has evolved into many innovative mediums—films, mobile apps, trading cards, and more—that effectively communicates a relevant message of hope to children and youth.

The *Book of Hope* is a Scripture book designed to engage and speak to the heartfelt needs of children and youth within various cultures, clearly showing God’s redemptive plan through Christ’s life, death, and resurrection. It’s a harmonized version of the Gospels, broken down into pieces and messages children and youth can understand.

*For children who cannot read and in areas that the printed Word cannot go, The GodMan film tells the story of Christ’s life.*

*God’s Big Story* helps primary children learn Bible stories and uncover the underlying message of redemption and restoration through a series of illustrated cards and a parent’s/teacher’s guide stocked with activities, lessons, and memory verses.

*Stories of Hope* is a collection of 75 quintessential Bible stories that helps families, churches, and volunteers build biblical literacy.

*Bible App for Kids* is a digital library of Bible stories that brings the Bible to life in a new way for this generation of digital natives. It was developed in partnership with YouVersion, and we have reached more than 100 million children around the world through this digital tool.

## Empower Churches

OneHope is helping churches become more effective in reaching their communities by sharing its outcome-based ministry model. We believe the Church is God’s answer to restoring communities. We also believe the Church is God’s plan to reach the world. OneHope’s role is to help churches do the work of the Church.

**“Sometimes churches take on so much that they are no longer able to do anything well, and they lose sight of what they set out to do. By starting with the end goal in mind, we can help them build a road map to achieve their desired outcomes.”**

# Team Trips

OneHope Teams are designed for you to assist in the work of OneHope's church partners around the world. We desire that through this trip you will:

- Experience an increase in passion, vision, and engagement with the mission of God, both internationally and in your daily life upon return.
- Gain a greater understanding of our world, the Church, and how the Church in the U.S. can effectively partner with the body of Christ around the world.
- Understand clearly the work of OneHope and our vision of *God's Word. Every Child.*
- Be directly involved in reaching children and youth with God's Word.

## What will we be doing?

All OneHope Teams are designed for participants to understand and experience OneHope's outcome-based programs around the world. Depending on where your team is going, programs you will be involved in may include:

**Traditional ministry:** Classroom and assembly presentations in schools where the *Book of Hope* is personally handed to each student. These typically involve:

- Skits and dramas
- Sharing personal testimonies
- Sharing object lessons

**Digital ministry:** Digital programs, including the *Bible App for Kids*, are utilized by our field teams to reach the technologically connected generation with the truth of God's Word.

**God's Big Story:** A Scripture program that uses a series of 16 trading cards, each one with an illustration of a major Bible story on the front and a puzzle piece illustration of the overarching metanarrative of God's Word on the back.

**The GodMan:** An animated film that tells the life story of Jesus from a child's point of view—a boy who meets Jesus and observes His ministry, crucifixion, and resurrection.

**Short-film ministry:** Films that focus young people on God's Word through engaging dramas that speak to the heartfelt needs of their audience.

**Specialized ministry:** There may be opportunities to match the gift.





## We Just Signed Up!

We are so blessed by your decision to join us on a OneHope Teams trip and are excited about the opportunity for your team to minister to children and youth. There is something very special about the chance to personally give God's Word to a child—perhaps bringing them the Gospel for the very first time.

### Enclosed in this manual, you will find:

- Helpful information on OneHope's ministry around the world
- What to expect during your trip

Remember, the more prepared you are for ministry, the better your experience will be!

We are praying that this trip will give you a new vision for what God is accomplishing through His Church around the world and that you will return with special stories and experiences you can share with others. We look forward to the opportunity to minister alongside you!

# First Steps...What Did I Get Myself Into?

## What the team leader takes care of on the field

- Maintains unity and discipline within the team
- Keeps the team spiritually, physically, and emotionally healthy
- Encourages team members to grow beyond themselves
- Directs the team in ministry

## The relationship with the national OneHope leader and the local church is about


- How to serve and further their vision
- Encouragement and unity as part of the body of Christ
- Sharing the vision of the country ministry goals

## The OneHope Team Liaison is your

- Liaison with the national team
- Helper to provide needed ministry tools while on the field
- Contact person to answer any questions about ministry
- Financial coordinator on the field
- Support staff in ministry execution

## Things you may want to be prepared for on the field

- Give thank-you cards to those who help you
- Bring small gifts for pastors, teachers, translators, drivers (something that is from your hometown or unique to your state)
- Bring gifts for the National Director's family
- Give a prepared sermon (from you or a team member)
- Give your testimony (from you or team members)



# Trip Preparation

Not only does every OneHope team represent the face of the ministry, but are also ambassadors for your church, your community, the global Church, and the Gospel message we are there to share. Representing the name of Jesus is a responsibility that should not be taken lightly.

We recommend that you take time to prayerfully prepare for this trip and any opposition you and your team might face on the field. There is nothing more powerful than a unified witness, and nothing more damaging than a fractured, conflict-ridden ministry team.

## A OneHope Teams trip is about

- Team unity and serving
- Being open to receive what God has planned for you
- Stepping up to push yourself outside your comfort zone
- Cooperating with your team leader and OneHope staff to minister effectively on the field
- Allowing God to open your eyes to a new world perspective

## A OneHope Teams trip is not about

- Going on a vacation
- Spending a lot of time alone relaxing
- Staying in the background and letting others do all the work
- Meeting individual desires and expectations
- What you might receive—but rather what you can give



## Passports & Paperwork

### Passports & Visas

Check with everyone on your team for passports. If they don't have a passport, make sure they apply immediately! Passports can take as long as four months to get if you apply by mail, sometimes even longer. If your team has that amount of time, encourage them to go ahead and apply for passports without expediting them.

If the country you are traveling to requires visas for entry, you will be advised of the appropriate paperwork to have your team fill out. If there are team members who are not U.S. citizens, please note that the requirements may be different for them.

# Required Paperwork for Each Team Member

You will need to supply the following paperwork for each team member on the trip:

## Assumption of Risk form

- Must be completed by each team member age 18 and older.
- Full completion of this form includes signatures from two witnesses.

## Permission for a background check

- All team members age 18 and older must undergo a mandatory background check from Accurate Background before going on the mission field. Please make sure they complete this form.

## Health information section of the Assumption of Risk form

- This section is required and must be completed in full. It is critical that we have medical background information on file.
- Have them note any medications they are taking, allergies (including foods), immunization records, and any current health issues.

## Parental consent form

- Must be completed for each team member who is under the age of 18 at the time of trip departure.
- Parents or legal guardians of the minor must complete the form in full and have it witnessed by a notary public.
- This form replaces the Assumption of Risk form for minors participating in the trip.

## Photocopy of each team member's passport

- This will be needed to keep on file at the OneHope office.
- We also recommend keeping a copy of the information page in your luggage in case you lose your passport while traveling.

## Transportation

As the trip leader, you are in charge of coordinating and booking plane tickets for your team to your trip destination. Upon arrival in country, the OneHope staff hosting your team will arrange ground transportation, lodging, and meals during the trip. If any team members have constraints on their departure and arrival dates, please have them coordinate with you as soon as possible.





## Prayer Preparation

**Every OneHope Teams trip needs to be covered in prayer from start to finish. Your team will likely experience opposition while on the trip, and it would be a mistake to go into it spiritually unprepared. As you prepare for your trip, encourage your team to pray for the following:**

- Personal spiritual growth
- Your team's personal needs
- The ministry activities you will participate in
- The preparations of the field team who will be hosting you
- That your love for the people of the host country will grow
- The cities where you will minister
- Distribution of the *Book of Hope* or other program materials
- The local pastor(s) who will be working with the team
- The translators who will work with the team
- Health for yourself and your team members
- Protection from spiritual or physical attack
- Team leadership and unity

## Fundraising and Promotion

Fundraising isn't about asking people to give you money; it's about inviting them to join your journey and put their resources at the disposal of God's Kingdom. Fundraising is an invitation for people to partner with God's call to reach the nations. The key to fundraising is to be creative and maximize your team's talents and skills as you think outside the box for innovative fundraising ideas.

Letter writing, email campaigns, and GoFundMe social media campaigns generally work very well as long as your team members are giving regular updates about their process and what God is showing them through it.

**One thing to note:** Remember how many team members are going on the trip. If you want to put the time and energy into car washes and bake sales, just remember that you are dividing the total profit by the number of people going on the trip. Fundraisers like these can be great to help build team unity. However, personal fundraisers such as letter writing, mowing yards, babysitting, working odds jobs, auctions, and selling crafts seem to be the better way to raise money because more money is raised per person.





# Promotion

Promoting your trip is extremely important. The more effective you are in promoting the trip, the greater the amount of interest in participation will be. Here are some ideas to get you started:

## The sooner the better!

- Begin promoting the trip as soon as you lock in the location, cost, and dates for the trip. You can never be too early in talking about and presenting the trip.
- Both students and adults need time to mark calendars, reserve dates, and begin to save for the trip. Don't let anyone be unable to participate because they didn't have enough time to plan ahead.

## Information 101

- Make sure the big picture of the trip is communicated in a clear way.
- The information you provide needs to paint an incredible picture of ministry opportunity, loving kids, experiencing the world, and being part of a team that serves a local church and affects the destinies of many lives.

## Print material

- Have a brochure or trip packet available for people to take home and share with their families. It's important to have easy-to-understand material about the trip.
- Provide a list of frequently asked questions that parents or family members would be interested in.

## Audio/visual

- In Sunday morning services, youth services, and discipleship situations, have pictures and videos of the location you will be visiting.
- Do an online search to find pictures and faces from that country. The more you show visuals of faces, scenery, maps, and flags, the more effective the promotion will be.

## Testimonies

- Share testimonies from past OneHope trips that have impacted lives.
- Go to [www.onehope.net](http://www.onehope.net) to find countless stories from countries around the world. Sharing testimonies of real names and real people will be an effective way to communicate the need to partner with OneHope on a short-term trip.



# We're Leaving in One Month

## Team Meetings and Trainings

You should have a minimum of three meetings before departing in order to prepare for the trip. Instructional videos are accessible here: [teams.onehope.net/resources/](https://teams.onehope.net/resources/).

### Meeting #1: Missions Overview/Country Overview

Video: OneHope testimony

Teaching: Biblical perspective on missions

Things to go over: World overview/  
country overview

### Meeting #2: What Difference Does It Make?

Video: OneHope testimony

Teaching: Fruitfulness/faithfulness (John 15)

Things to go over: Program overview  
(country/trip specific) and why we  
do this

### Meeting #3: Getting Ready to Go

Video: OneHope testimony

Teaching: Jesus' attitude (Philippians 2)

Things to go over:

- Team testimonies
- Skits and object lessons
- Working with a translator
- What to pack/not to pack
- Responding to hospitality
- Being flexible throughout the week
- Culture shock/cultural adaptation



## We're Leaving in One Month

### Object lessons

- Gum and Money
- Choices
- M&M
- Playdoh
- Water (Identity)
- Balloon (Peer Pressure)
- Jacket (Addiction)
- Paper + Eraser (Gospel)

### Skits

- Walk of Life
- The Chair
- The Hello Song
- Heart Skit

If you're viewing this packet physically, visit our OneHope Teams website: [teams.onehope.net/resources/](https://teams.onehope.net/resources/)

Here are some suggestion components for your meetings:

- Ice breaker/team-building activity
- Ministry preparation
  - Skits
  - Giving your testimony
  - Ministry assemblies
- Videos
  - We have prepared videos of the Team Member packet content. You have the option of utilizing these videos to disseminate information to your team during your meetings. The videos are available on the Team Member side of the Teams Website.
- Discussion questions
- Teaching notes/Scripture
- Prayer/ways to pray
- Cultural/country research: Have your team do their own research on the culture and see if they have anything helpful to share.

# Sharing Testimonies

Sharing personal testimonies is an integral part of any Teams trip. It helps those you will be ministering to know that the Gospel message of hope is real and impactful in our daily lives and invites them to share in that story. Team members might feel intimidated to share their testimonies in a public setting. Encourage them not to let fear prevent them from potentially helping someone encounter Jesus for the first time. These are typically some of the most special times during a trip with so much potential to move hearts for Christ.

## Testimony Tips for the Team

- Take some time before the trip to consider what God might have you share. Your testimony should not be your entire life story. It could be a key moment where you experienced God's provision or presence, a problem you overcame with God's help, or something miraculous you witnessed.
- Don't compare your testimony to others. If you have a relationship with Jesus, you have a unique story with the potential to relate to someone else.
- Think about your main point—can you say in one sentence what you want them to walk away with? How does your story support this?
- Share your heart with the students, and speak of emotions that apply to everyone. Don't focus on things that separate them from you (i.e. possessions, money).
- Before you share, calm your heart and listen to the Spirit in case there is a different direction you should go.
- If your testimony is being translated, speak slowly and simply. Stop after every few short sentences for the translator to catch up.
- Tailor your content to your audience. If your story involves mature themes, consider how you can best explain that in simple terms to a younger audience. (Some people have two testimony stories prepared—one for younger audiences and one for teen audiences.)
- Tie in the *Book of Hope* to your story. Hold it up when you talk about the power and truths of God's Word.

# Important Points to Emphasize

- **This is not a vacation.** If your participants are interested in going on the trip just to see new places, they should stay home.
- **You can do anything for 5–10 days.** If the food is disgusting or if there is no warm water for showers, team members need to make the best of any situation.
- **Be prepared to be flexible at all times.** The new culture your team will be in may not operate on the same time table or set of standards you are used to. Remember you are there to serve, not to be served. This includes adapting to new cultural norms and often frustrating times of unknown circumstances.
- **The trip is not about you; it's about them.** Everything the team does on this trip is to serve God and the local church in that city. You are going to be servants.
- **Your team will get sightseeing in.** OneHope will make sure you get some time to shop or visit a local attraction, but play this down with the team. This keeps the team focused on the mission, not on a special day of sightseeing and shopping.
- **Culture shock is real.** If you feel yourself or team members becoming frustrated, angry, irritable, or sad, this may be culture shock setting in. It's totally normal. Talk about it with your team in advance and if you see these issues arising during the trip.
- **Reflect Jesus at all times.** Make sure the team knows you expect them to be Christlike during the entire trip. This begins even before you get to the airport.
- **There is a difference between peace-time and war-time leadership.** Tell your team that your leadership will be set on a war-time mentality during the trip. You know when to relax and have fun, but they need to know that when you ask them to be quiet or cross the street or move quickly it's because you're looking out for their best interests. Encourage strong obedience on this trip, even with your adult team members.
- **God picks the team.** Encourage the team to understand that everyone is there for a purpose and a reason. It's a humbling privilege to be handpicked by God to represent Him in another country. When team members add or drop during the process, encourage the team that God is tweaking the perfect group for this particular trip.
- **Be open to God messing up your world.** Teams will experience God move in ways they have never experienced before. They will hear God whisper into their own hearts. They will see a world in great need of Jesus. They will feel an incredible sensation when they are making a difference in other people's lives.



# Important Points to Emphasize

## Other Things to Talk About

- Explore what offering your presence, simply being with and learning from our brothers and sisters, might look like. Doing so will bless and love them in deeper ways than offering temporary material goods.
- What is the cultural context you are entering into? What are the differences and similarities? What historical and religious contexts have shaped this culture?
- How might this trip help you understand your own brokenness? How might this trip challenge you in your brokenness and help you heal in your own areas of brokenness?
- How do you focus on what needs to be done versus what you want to do or think should be done?
- How can we avoid an attitude of “doing” and “fixing” and focus instead on the gifts and assets that God has placed within each individual community or culture?
- What are our expectations for this trip, both individually and as a team? As a team, share goals and expectations before the trip, and circle back after the trip is over. Evaluate how your perceptions and expectations changed after your trip.
- What are your prayer requests before and during this trip? What will we ask others to pray for with us?
- How can we look at this trip as one step in our journey of connecting more deeply with God’s work in the world and our communities? How can we ensure that we treat this trip as the beginning or continuation of a relationship rather than simply an exciting experience?
- What obstacles might stand in your way to having a lasting meaningful experience?
- What will your policies for social media be on this trip? Will taking pictures be invasive or disrespectful?





# I'm Packing for My Trip

## Packing Guidelines

We recommend team members pack at least two changes of undergarments and one change of clothing in their carry-on bags. Encourage individuals to carry on any toiletries, medication, glasses/contact accessories, snacks, and other items they can't live without in case luggage is lost. Have them leave a little extra room in their luggage if your team is planning to take gifts (candy, soccer balls, salvation bracelets, school supplies, etc.).

## Modesty

Encourage team members to pack clothing items that fit the standard of modesty for the country you will be visiting. Some countries have more formal standards for men and women. Some countries, especially in Africa, don't allow women to wear pants and require that women wear long skirts and dresses in ministry settings. Ask your OneHope Liaison for more information about what clothing will be considered appropriate for your trip.

## Modesty Standards for Women

- Don't bring anything clingy, revealing, tight, low-cut, or with holes in it. A good rule of thumb: if you can't comfortably move about for active dramas and skits without revealing cleavage, underwear, or midriff, you should leave it at home.
- Shorts and short skirts/dresses are, as a rule, not allowed in any country for ministry. Please ensure that skirts and dresses fall at the knee or below. If you are wearing low-riding jeans or pants, you must wear a shirt long enough to cover your waist area.
- Leggings or yoga/stretch pants are not considered appropriate for ministry, but may be worn within the hotel at your team leader's discretion.
- Shorts and sleeveless shirts may also be worn within the hotel.

## Modesty Standards for Men

- Don't bring anything tight or revealing or clothing with holes in it. Many countries consider it rude to wear clothing with holes and tears in them or pants that are low-riding and show underwear.
- As a general rule, men will not be able to wear shorts for distributions or other ministry.
- Shorts can only be worn within your team hotel. Bring pants that can be worn with a shirt that is tucked in and a belt.



# Other Guidelines

In many countries, body piercings (other than ears for women) and tattoos are considered taboo, especially for men. In order to be sensitive to the culture you are entering, you may need to remove or cover any body piercings and tattoos that would be a distraction to ministry. Men who have braided/long hair or ponytails may also be considered offensive in certain countries. Please consult your team leader and be receptive to any suggestions he or she has. Bring a pair of closed-toed shoes; this might be requested in some places where sandals/flip flops are too informal. Research the country you are going to, and ask your team leader for more information.

## Travel Tips for the Team

- Always carry your passport, tickets, and visas (if applicable) on your person.
- Travel as lightly as possible.
- Mark your luggage distinctly so you can locate it easily.
- Pack a foldable bag to bring back any purchases.
- Remove all old airline tags from your luggage.
- Put your contact information inside and outside all luggage.
- Make sure you can carry all of your luggage with no help.
- Pack a photocopy of your passport information page and any inoculations or vaccination records.
- Refer to your airline's current baggage allowances for size/weight guidelines and guidelines for liquids in your carry-on.
- Don't pack any valuables. Put them in your carry-on if you must take them (i.e. cameras, etc.).

## What to leave behind

- Expensive or expensive-looking jewelry
- Any valuables that are irreplaceable
- Any unnecessary credit cards, Social Security card, and other routine objects in your wallet that will not be necessary





# To Read on the Plane

## Working with an Interpreter

One of the most important people you will have with you on your trip is your interpreter. He/she will be able to help you navigate any challenges of communication with the individuals and audiences you will encounter. Here are some tips to help when you speak in front of an audience with an interpreter:

- When possible, go over what you are going to say with the interpreter beforehand.
- Speak in simple thoughts and sentences and at a slower pace than you would normally speak.
- Avoid long words, slang, Christianese, geographical references, and idioms that won't translate well.
- Look at the audience, not the interpreter.
- Don't speak again until your interpreter has finished with the translation.
- If your translator has difficulty translating a specific sentence or phrase, rework the idea.
- Avoid mentioning specifics like brands, large numbers, monetary amounts, etc.
- Trust your interpreter to translate correctly.

## Distributing the Book of Hope

Distributing God's Word in the form of the *Book of Hope* will differ from country to country. In a school setting, you may take books classroom-to-classroom or give them out at a school assembly. In a church or neighborhood setting, distribution may occur after a showing of a film or at the end of an orchestrated program. Remember to be flexible, follow instructions, and above all, have an attitude of servanthood. You are an ambassador not only of OneHope, but also the body of Christ.

### Distribution tips

- Look the child directly in their eyes and smile. For smaller children, kneel down to their level.
- Make sure you are placing the book in the student's hands, not throwing it at them.
- Hand the books to each student with the front cover directly facing them.
- Focus specifically on each student.

### Presentation tips

- When referencing Scripture, point to the book you are distributing to encourage the audience to engage with their own *Book of Hope*.



# Culture Shock

## Stages of Culture Shock

Culture shock is a normal part of traveling. It's important to be aware of the "symptoms" of culture shock so you can prepare and adapt your mindset.

### Stage 1

- Initial excitement
- More likely to recognize cultural similarities and differences

### Stage 2

- Euphoria wears off, some frustration sets in
- You may feel extra tired from the adaptation
- Desire for control or desire to make things "go your way"

It's unlikely to reach stages 3 or 4 during a short trip.

### Stage 3

- Begin to "settle in" and adjust to the new culture
- Differences are understood rather than irritating
- Gradual understanding of cultural cues

### Stage 4

- High level of comfort and routine
- Sense of "foreign-ness" diminishes

## Tips for Cultural Adjustment


- Travel in a spirit of humility, patience, positivity, and with a sense of humor.
- Do not expect to find things as you have them at home. Remember, you left home to experience different things!
- Keep an open mind. Do not judge others just because of your differences. Different does not equal inferior.
- Don't allow others to get on your nerves or ruin your trip. You've come a long way to learn, enjoy, and be a good ambassador for OneHope, the U.S., and Christ.
- Remember you are a guest. One who treats a host with respect will be treated as an honored guest.
- If you experience frustration, identify the following: What are the situations that confuse or irritate you the most in the new country? Is it necessary for you to remain in this situation? If so, how can you find out more information about this aspect of the culture so you can understand it better? What do you miss the most from your home country? How can you replace this desire with something new?
- If you begin to feel stressed or depressed, ask yourself: What did I expect? Why? Was my expectation reasonable?
- Exercise and eat well to reduce stress.

## Tips for Dealing with Homesickness

- Stay busy. Keeping busy helps distract your mind. There's always something to be done!
- Don't spend time on social media looking at all your friends back home. Staying in contact is okay, but constantly wishing you were with them is not.
- Stay social with those around you; be intentional about forming bonds with your team members.
- Look forward to what is ahead, whether later that day or in a few days. Specifically think of upcoming events you can get excited about.
- Keep in mind that your memories of home are more utopian than you remember! You are only here for a short time; don't leave with regrets because you were too busy sulking to take advantage of new opportunities. Homesickness is fleeting, but your experiences, memories, and what God will create in your heart will last a lifetime!

## Responding to Hospitality

There may be times when your team is either housed or fed by locals in the city where you are working. Please observe these guidelines to ensure you represent the ministry team well and avoid offending anyone.

- Be understanding and appreciative of what you are provided. It will probably be the best they have available.
  - Learn how to greet and thank people in the native language as soon as possible. Showing an effort to connect with them goes a long way.
  - If you are offered a gift, no matter how small, express your thanks and be appreciative.
  - Eat whatever you are offered, unless it is dangerous to your health (for instance, don't drink unclean water or eat raw food that may have been prepared with the local water supply).
  - Get to know the nationals and allow opportunities for the nationals to get to know you.
  - Bring photos of your family and home, postcards from your city or state, pens with your church name on them—anything you can show them that will help them learn about you.
  - Most of all, be open to learn about and share with others!
- 



## Safety Tips to Remind Your Team

Efforts have been made to ensure that your time will be as safe as possible. While you should not feel anxious about anything unsafe happening, it is always better for your team to be prepared and aware of potential threats.

- Always follow local laws as well as U.S. laws.
- While traveling, your most vulnerable time is upon your arrival.
- Don't set down a bag while waiting in line at the airport.
- Keep track of your luggage ticket.
- Wear a money belt inside your clothes for vital documents.
- Don't carry electronics in your back pocket or set them on a table.
- Wear cross-body purses and small bags, and don't wear them on the street side of your body.
- Be mindful of what you put in outside pockets on backpacks.
- In crowded spaces, keep your bag in front of you.
- Watch for commotions in crowded spaces; they could be a distraction for thieves or pickpockets.
- Do not walk alone, especially at night. Always travel in groups.
- Don't wear expensive clothes, jewelry, or accessories.
- Take with you only the cards, money, and documents you need for the day.
- Don't give personal information to locals. Do not invite them to your home. Do not go out with locals you just met, whether alone or in a group.
- Do not accept rides.
- Keep doors, windows, and car doors locked at all times.
- Listen to your gut instincts; if you feel unsafe, remove yourself from the situation.
- Carry a business card from the hotel you're staying at so that if you get lost or separated from the group without knowing the language, you can give it to a taxi driver to take you back to the hotel.



## We Just Returned Home

When you get home, people will want to hear about your experience! Encourage your team to reflect on your trip and think through different types of answers for people who will ask about your trip. Some people are being polite, and others truly want to know more about your experience. Preparing answers can help your team feel less alienated as you return home. Remember that your team has an opportunity to minister to those at home by sharing how you experienced God.

### 30-second answer

- Example: The trip was great! I learned a lot about the local church and a few Spanish words. I miss the amazing people already.

### 3-minute answer

- Your feelings about the experience
- Something you will implement in your life now
- How you saw God move through you or your team

### 10-minute answer

- Your feelings about the experience
- Something you will implement in your life now
- A story of ministry or a child you met that you will remember forever
- An experience that pushed you out of your comfort zone and empowered you to do something new

### Extended answer

- Everything you would want to share with the people who invested in your life and your experiences



## We Just Returned Home

Here are some things to encourage your team to think through as you return home:

- **Know your identity.** Your identity is in Christ, not in what you do or have done for Christ. (1 John 3:1)
- **Know your home.** This world is not your home—in either place. We are all away from the Lord, from our true home and our citizenship is in heaven. (2 Corinthians 5:8-9; Philippians 3:20)
- **Fight romanticism.** Your trip was not all a bed of roses. Remember the hard times. You may be tempted to romanticize missions and minimize the difficulties you encountered. It is in the hard times that our character is revealed, and we are prepared for what comes in the future.
- **Fight pride.** You did not gain standing with God because you went on a missions trip. We can only stand before God because of the death and resurrection of Christ, not because of what we do for Christ. (Romans 8:3; 1 Peter 3:18)
- **Fight laziness.** As you acclimate to life at home, fight against the temptation to be lazy by neglecting the Word of God and your relationship with Christ. (1 Corinthians 9:24-27; Philippians 4:8)
- **Remember to pray.** In most cases, you will never see again the men and women and the ministry with whom you spent so much time. Pray for them. (Philippians 1:3; 1 Thessalonians 1:3)



- **Live differently.** The only thing that will keep your experience from becoming just “another experience” is you. Only you can determine if you will take what you learned and what the Lord showed you and continue on His journey. (Romans 12:1-2)
- **Take risks.** Stay out of your comfort zone and decide that you are not at the end of your short-term missions trip, but at the beginning of a new ministry. Plan to live in a way that will continue to stretch you and your faith. Seek to hear His voice, to obey, and put into practice all that you have learned. Radical living encourages radical faith! (Philippians 3:8-14)
- **Stay off-balance.** Do you realize that walking actually requires that you set yourself off-balance? As you put one foot in front of the other, you are literally tipping forward—off-balance. If you never took the risk of being off-balance, you’d be stuck in one place. The act of “stepping out” and getting a little off-balance is the very act that allows you to move forward spiritually. Think about the big steps you took in deciding to go on this short-term trip and look how you’ve grown. So, live differently, keep taking risks, follow God’s wild imagination, and be in the place where you will only succeed if you trust in Him and Him alone.



## Post-Trip Reflection

- How will you maintain contact as a team after the trip is over?
- How can you ensure that you don't put your experiences on a shelf, but rather use them to deepen your personal and professional life?
- How can you extend this experience into your everyday life?
- How can you make sure you implement your experiences to create lasting change in your life?
- Did the trip meet your expectations? Evaluate how your perceptions and expectations changed after your trip.

Think about arranging a time for your team to share pictures, stories, videos, and memories from the trip. This will continue to foster unity among the team even though you all are back home. Invite parents, friends, and relatives to come experience some of what the team experienced on the trip.

## Ways to Continue Engaging with OneHope

### Learn

Follow OneHope on social media to stay up to date with our ministry efforts taking place around the world. You may even see your team featured! Visit [onehope.net/about-us/global-reports-2023/](https://onehope.net/about-us/global-reports-2023/) to sign up to receive the OneHope monthly e-newsletter with testimonies and stories of God's Word changing lives.



@onehopeministry



@onehopeministry

### Pray

Pray for the country you visited, the ministry you served with, and the children you shared the Gospel with. Visit [onehope.net/contact/text-to-pray/](https://onehope.net/contact/text-to-pray/) to sign up to receive a monthly text update with the latest news and prayer needs from OneHope partners around the world.

### Advocate

Share your experiences and the OneHope mission with friends, family, and others in your community. Encourage others to explore the idea of going on a OneHope Teams trip.

### Give

Consider continuing to impact the destinies of children by partnering with OneHope financially. Visit [onehope.net/donate](https://onehope.net/donate) to learn more.



**OneHope**<sup>®</sup>  
*God's Word. Every Child.*